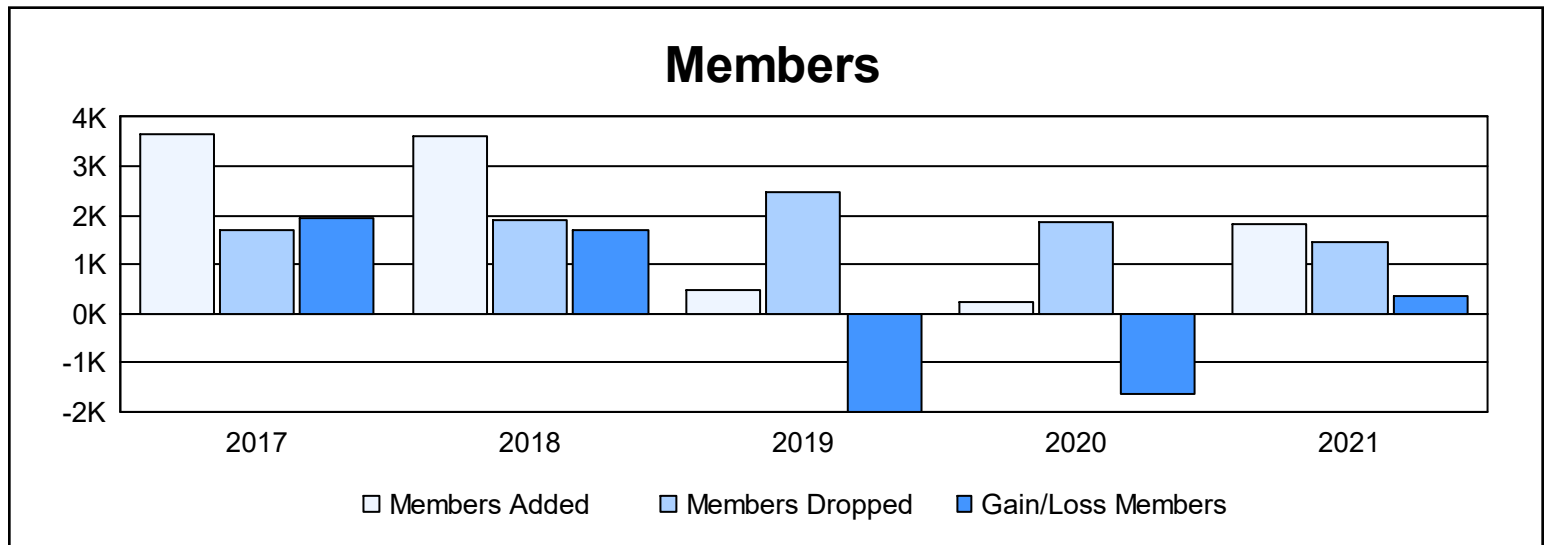
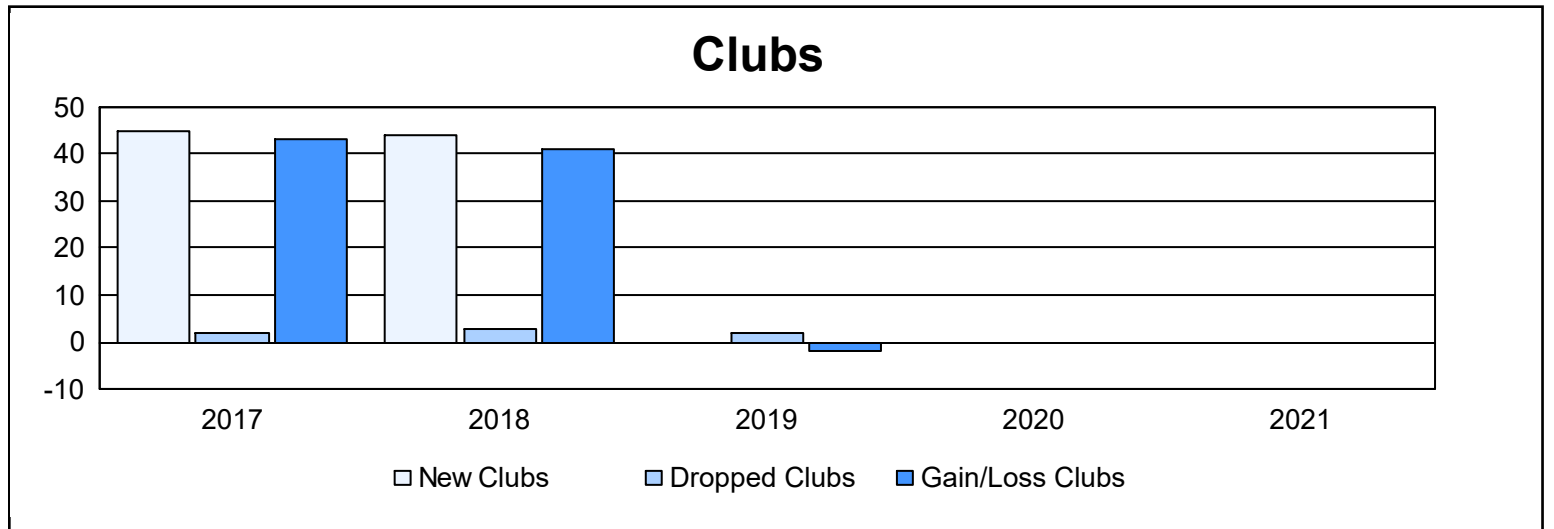
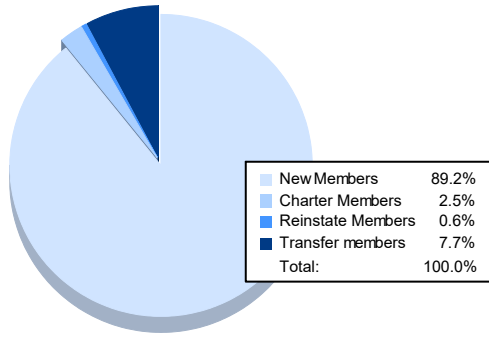


Year	New Clubs	Dropped Clubs	Gain/ Loss Clubs	New Members	Charter Members	Reinstate Members	Transfer Members	Total Member Added	Total Members Dropped	Gain/ Loss Members
2016-2017	45	2	43	1,770	1,752	14	105	3,641	1,693	1,948
2017-2018	44	3	41	1,935	1,586	22	70	3,613	1,915	1,698
2018-2019	0	2	-2	284	67	1	127	479	2,466	-1,987
2019-2020	0	0	0	2	83	6	154	245	1,867	-1,622
2020-2021	0	0	0	1,629	46	11	140	1,826	1,455	371
<b>Average</b>	<b>18</b>	<b>1</b>	<b>16</b>	<b>1,124</b>	<b>707</b>	<b>11</b>	<b>119</b>	<b>1,961</b>	<b>1,879</b>	<b>82</b>



### Membership Composition June 2021 Cumulative



### Gender Composition June 2021 Cumulative

